

# ***INSUL-TEC***

---

*500 Series*

*By OKNA Windows*



# Double Hung

The secret behind this window's performance is its exceptionally low air infiltration ratings which can lower the energy consumption of a typical home by 25–40%. This unique feature, combined with our HeatSeal® Glass System or HeatSeal® Super Glass System, offers outstanding thermal performance and exceeds the most rigorous Energy Star Requirements.



Standard slim profile sash lock with tamper-resistant cam ensures a much smoother turn and increases the life cycle over traditional locks. Push button spring-loaded vent latches allow both window sashes to remain partially open for ventilation.



Stylish full 3¼" depth welded mainframe with beveled colonial exterior curves that are not only beautiful, but also allow for maximum weld surface resulting in outstanding strength and years of long-lasting performance.



The sill dam wall is mortised into the jamb adding strength and lowering the possibility of leaks that may occur at corner seals.



Fully integrated lift rail gives this window a nice, contemporary look.





**Slider Window**

## Other Features

- Full 3¼" depth welded mainframe with beveled colonial exterior features curves that are not only beautiful, but also allow for maximum weld surface resulting in exceptional strength and years of long lasting performance.
- HeatSeal® Glass System offers thermal efficiency for fuel cost savings in any season.
- Heavy gauge fully extruded handles on both sashes.
- Standard slim profile sash lock with tamper-resistant cam ensures a much smoother turn and increases the life cycle over traditional locks.
- Our standard Smooth Glide System contains high quality brass wheels to allow the slider to smoothly glide across it's tracks.
- Full integral interlock with double weather-stripping.
- Air Infiltration for the sliding window is 0.09 cfm/ft²; 222% better than Industry Average. (See Air Infiltration Chart for average)
- Available in Replacement and New Construction applications.



Fiberglass mesh half screens standard on all windows. All painted exterior windows come standard with a full screen.



Push button spring-loaded vent latches allow both window sashes to remain partially open for ventilation.



## EZ Glide System

Enjoy the ease of opening Insul-Tec Sliding Windows! Our EZ Glide Track System contains an anodized aluminum track and precision ball bearing wheels to provide a smoother glide and easier operation, especially with oversized and triple pane units. The image to the left showcases how the EZ Glide System operates on your sliding window.





# Options

OKNA Windows offers many color selections in addition to the standard Euro-White to give your home a distinct look and enhance its curb appeal. You can special order custom exterior colors from a virtually unlimited selection of paints. Our paints are environmentally safe and durable, giving your exterior a vibrant and long-lasting finish. All colors except Euro-White are available at an additional charge.

## Hardware and Interior Color Options

All colors except Euro-White are available at an additional charge.



Standard Euro-White Finish and  
Standard Euro-White Lock

Optional Almond Finish with  
Optional Almond Lock



---

## Exterior Colors

All colors except Euro-White are available at an additional charge.




Printed colors may not match the product's actual color. Please visit a local dealer to view actual color samples.

## Grids

Grids Between Glass (GBG) consist of aluminum bars sealed in the insulating airspace between the two panes of glass. Because the interior and exterior glass surfaces are not affected, cleaning your windows is a much easier task. GBG grids on two tone windows are available with matching interior and exterior colors\*.

\*Custom Colors are not available on GBG.




## Screens


ThruVision Plus® is our fiberglass improved visibility screen. This product does for windows and doors what high-definition technology has done for television viewing: it improves the view by making it sharper and more vivid.

OKNA Windows offers a standard half screen with a heavy duty handle for easy operation. We also offer an optional locking half screen, which has the benefit of always keeping your screen locked in place. A full screen is also available.

**All exterior painted windows must have full screens.**



**Industry Average Screen**



**ThruVision PLUS®**  
*Standard on all OKNA Products*



**Standard Half Screen**  
*Standard on all OKNA Products*



**Locking Half Screen**  
*Optional*



# Textured Glass

OKNA Windows offers textured glass in a variety of distinctive choices that add visual interest to any design while offering variability in light control. Our Regular Obscure glass will be satisfying to those looking for a more traditional look with obscure glass. The Niagara offers a modern feel giving the look of a waterfall. Both options are great for bathroom windows.



Regular Obscure  
(Optional)



Niagara  
(Optional)

# Balance System

**PowerLift™ balance system allows smooth window operation.**  
The balance system used in our windows can achieve life cycles as high as 28,000 cycles. Constant Force commonly used by other window manufacturers only achieves 5,000 cycles.\*



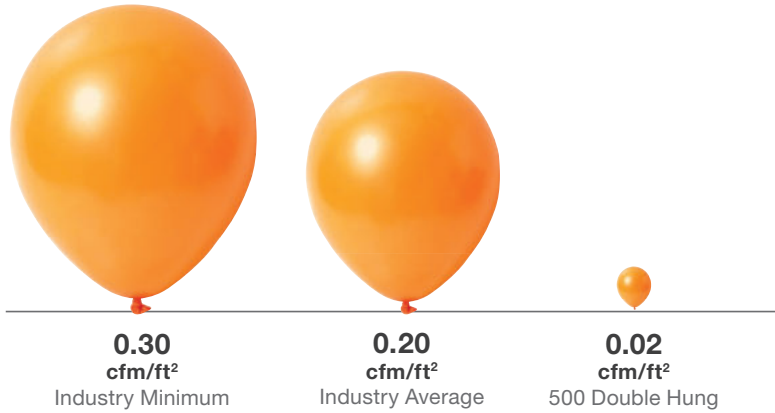
\* Based on test performed by BSI Hardware-Amesbury Group

# Glass Options

When deciding on what glass package to choose, keep your environment in mind. No matter what the answer is, we have a glass coating available to fit your needs. Our HeatSeal® glass is perfect for areas that tend to have fluctuating temperatures in the seasons. It helps to keep the warm air in during the winter and protect your home from the heat of the sun in the summer. For those who deal with warmer climates throughout the year, our SunSeal® glass will help block the heat from sunlight to keep your house cooler.

	Clear (Argon Gas)	HeatSeal® (Argon Gas)	SunSeal® (Argon Gas)	HeatSeal® Super Glass (Argon Gas)	HeatSeal® Super Glass (Krypton Blend)
<b>U-Factor</b> <i>Measures the rate of heat transfer and tells you how well a window insulates.</i>	✓	✓✓✓	✓✓✓	✓✓✓✓	✓✓✓✓✓
<b>Solar Heat Gain Coefficient</b> <i>How well a window blocks heat from the sun.</i>	✓	✓✓✓	✓✓✓✓✓	✓✓✓✓	✓✓✓✓
<b>Visible Light Transmittance</b> <i>The amount of visible light that comes through a window.</i>	✓✓✓✓✓	✓✓✓✓	✓✓✓	✓✓✓	✓✓✓
<b>UV Protection</b> <i>How well a window protects against ultraviolet rays.</i>	✓	✓✓✓	✓✓✓✓	✓✓✓✓✓	✓✓✓✓✓

## Air Infiltration



“Reduced air infiltration combined with proper ventilation can not only reduce your energy bills but it can also improve the quality of your indoor air. Outdoor air that leaks indoors makes it difficult to maintain comfort and energy efficiency. In addition, air leakage accounts for 25–40% of the energy used for heating and cooling in a typical home.”\*

\* US Department of Energy • [www.energystar.gov/index.cfm?c=new\\_homes\\_features.hm\\_f\\_reduced\\_air\\_infiltration](http://www.energystar.gov/index.cfm?c=new_homes_features.hm_f_reduced_air_infiltration)

The graph shows the amount of air in cubic feet that may come through the window at speeds of 25mph. The results are based on a tested window sample by AAMA testing window guidelines. Title of Test & Method: Air Infiltration - ASTM E 283 75 PA - (1.6 psf) 25 mph.

## Energy Saving Packages

### BASIC Energy Saving Package with Argon Gas

- HeatSeal® Glass System  
Double Pane Glass Unit
- No Foam
- Without grids

U-Value	<b>0.27</b>
SHGC	<b>0.29</b>
VT	<b>0.53</b>
CR	<b>62</b>



### DELUXE Energy Saving Package with Argon Gas

- HeatSeal® Glass System  
Double Pane Glass Unit
- Foam Filled Extrusions
- Locking Screen
- Without grids

U-Value	<b>0.25</b>
SHGC	<b>0.29</b>
VT	<b>0.53</b>
CR	<b>62</b>



### SUPER DELUXE Energy Saving Package with Argon Gas

- HeatSeal® Super Glass System  
Triple Pane Glass Unit
- Foam Filled Extrusions
- Locking Screen
- Without grids

U-Value	<b>0.19</b>
SHGC	<b>0.25</b>
VT	<b>0.42</b>
CR	<b>73</b>



### SUPER DELUXE K Energy Saving Package with Krypton Gas

- HeatSeal® Super Glass System  
Triple Pane Glass Unit
- Foam Filled Extrusions
- Locking Screen
- Without grids

U-Value	<b>0.15</b>
SHGC	<b>0.25</b>
VT	<b>0.42</b>
CR	<b>77</b>



### SUNSEAL BASIC Energy Saving Package with Argon Gas

- SunSeal® Glass System  
Double Pane Glass Unit
- No Foam
- Without grids

U-Value	<b>0.27</b>
SHGC	<b>0.21</b>
VT	<b>0.42</b>
CR	<b>62</b>



### SUNSEAL DELUXE Energy Saving Package with Argon Gas

- SunSeal® Glass System  
Double Pane Glass Unit
- Foam Filled Extrusions
- Locking Screen
- Without grids

U-Value	<b>0.25</b>
SHGC	<b>0.21</b>
VT	<b>0.42</b>
CR	<b>62</b>



SUNSEAL GLASS is specifically designed for homes in the southern climate.

# Outstanding Performance



## Thermal Performance *(without grids)*

	Double Hung U-Value	Slider U-Value	Picture U-Value	Energy Star Minimum (Northern Climate Zone)
<b>HeatSeal® Glass Package</b>				
Energy Saving Package	0.27	0.27	0.27	0.27
Deluxe Package	0.25	0.26	0.25	0.27
<b>HeatSeal® Super Glass Package</b>				
Energy Saving Package	0.22	0.21	0.20	0.27
Deluxe Package	0.19	0.20	0.18	0.27
Deluxe Package - Krypton Gas	0.15	0.16	0.14	0.27

## Structural Performance

	Double Hung (40x63)	Slider (63x44)	Picture (48x48)	Industry Minimum
<b>Dual Glazed</b>				
AAMA Rating	R 50	R 40	R 75	R15
Air Infiltration (cfm/ft²)	0.02	0.09	< 0.01	0.3
Water Penetration (mph)	54	59	66	33
Structural Integrity (mph)	171	153	210	94

**U-Value** - Results are based on tested window sample without grids by NFRC. U-Value, SHGC, VT, CR values may change slightly for windows made with GBG (Grids Between Glass).

**Water Penetration (mph)** - Specifies wind load pressure in mph a window can withstand without leaking, under rain equivalent to 8" per hour.

**Structural Integrity (mph)** - Wind load in mph the window can withstand before breaking.



**Most Efficient  
2019**  
www.energystar.gov



**Keystone Certification Program**  
An ANSI Accredited Certifier  
Accreditation #0612  
Std: AAMA/WDMA/CSA 101/IS2/A440



# Tomorrow's Windows...Today!



*All result numbers are based on tested window sample by NFRC and AAMA testing window guidelines. Use for comparison purposes only. Actual values may vary depending on installation, size of the window, and other conditions. All illustrations, photographs, and specifications in this publication are based on the latest product information available at the time of printing. Some windows shown with optional features and colors. See the actual product for complete accuracy. The manufacturer reserves the right to alter or discontinue any model or specification without notice.*



400 Crossings Drive • Bristol, PA 19007 • (215) 788-7000 • (215) 781-1166 (fax) • [www.oknawindows.com](http://www.oknawindows.com)

11/2019